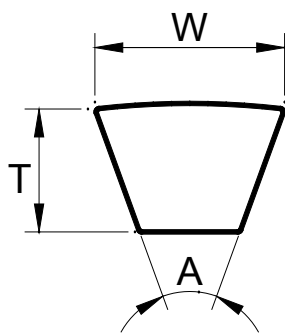


Classical Vee Belts

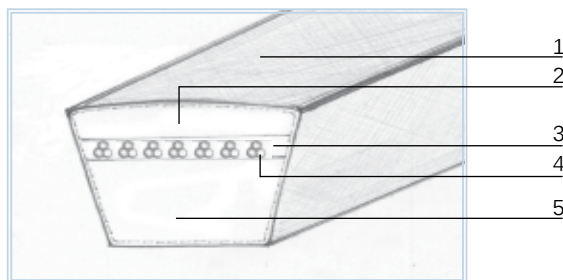


TOYOPOWER classical vee belts are designed for high speed and high torque drives

1. Abrasion resistant
2. Rubber impregnated canvas
3. Longer service life
4. Set free
5. Superior length stability
6. Minimal elongation
7. Good heat and oil resistance



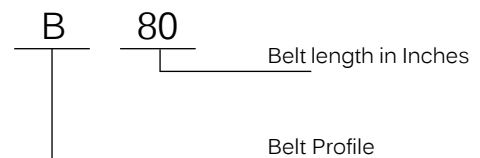
Type	Top Width	W	Thickness	T	Angle	A
M / Z	0.39"	(10.0mm)	0.24"	(6.0mm)	40 °	
FM	0.37"	(9.5mm)	0.31"	(8.0mm)	40 °	
A	0.51"	(13.0mm)	0.35"	(9.0mm)	40 °	
B	0.67"	(17.0mm)	0.43"	(11.0mm)	40 °	
C	0.87"	(22.0mm)	0.55"	(14.0mm)	40 °	
D	1.26"	(32.0mm)	0.75"	(19.0mm)	40 °	
E	1.50"	(38.0mm)	0.98"	(25.0mm)	40 °	



Construction

- 1 - Rubber Impregnated Fabric
- 2 - Top Rubber
- 3 - Chloroprene Compression Rubber
- 4 - Polyester Tensile Cords
- 5 - Bottom Rubber

Belt Sizing



Classical Vee Belts Sizing

Type	Imperial (Inches)	Metric (mm)	Type	Imperial (Inches)	Metric (mm)	Type	Imperial (Inches)	Metric (mm)	Type	Imperial (Inches)	Metric (mm)
M / Z	15	381	M / Z	47	1194	FM	15	381	FM	47	1194
M / Z	16	406	M / Z	48	1219	FM	16	406	FM	48	1219
M / Z	17	432	M / Z	49	1245	FM	17	432	FM	49	1245
M / Z	18	457	M / Z	50	1270	FM	18	457	FM	50	1270
M / Z	19	483	M / Z	51	1295	FM	19	483	FM	51	1295
M / Z	20	508	M / Z	52	1321	FM	20	508	FM	52	1321
M / Z	21	533	M / Z	53	1346	FM	21	533	FM	53	1346
M / Z	22	559	M / Z	54	1372	FM	22	559	FM	54	1372
M / Z	23	584	M / Z	55	1397	FM	23	584	FM	55	1397
M / Z	24	610	M / Z	56	1422	FM	24	610	FM	56	1422
M / Z	25	635	M / Z	57	1448	FM	25	635	FM	57	1448
M / Z	26	660	M / Z	58	1473	FM	26	660	FM	58	1473
M / Z	27	686	M / Z	59	1499	FM	27	686	FM	59	1499
M / Z	28	711	M / Z	60	1524	FM	28	711	FM	60	1524
M / Z	29	737	M / Z	61	1549	FM	29	737	FM	61	1549
M / Z	30	762	M / Z	62	1575	FM	30	762	FM	62	1575
M / Z	31	787	M / Z	63	1600	FM	31	787	FM	63	1600
M / Z	32	813	M / Z	64	1626	FM	32	813	FM	64	1626
M / Z	33	838	M / Z	65	1651	FM	33	838	FM	65	1651
M / Z	34	864	M / Z	66	1676	FM	34	864	FM	66	1676
M / Z	35	889	M / Z	67	1702	FM	35	889	FM	67	1702
M / Z	36	914	M / Z	68	1727	FM	36	914	FM	68	1727
M / Z	37	940	M / Z	69	1753	FM	37	940	FM	69	1753
M / Z	38	965	M / Z	70	1778	FM	38	965	FM	70	1778
M / Z	39	991	M / Z	71	1803	FM	39	991	FM	71	1803
M / Z	40	1016	M / Z	73	1854	FM	40	1016	FM	73	1854
M / Z	41	1041	M / Z	75	1905	FM	41	1041	FM	75	1905
M / Z	42	1067	M / Z	78	1981	FM	42	1067	FM	78	1981
M / Z	43	1092	M / Z	79	2007	FM	43	1092	FM	79	2007
M / Z	44	1118	M / Z	88	2235	FM	44	1118	FM	88	2235
M / Z	45	1143	M / Z	93	2362	FM	45	1143	FM	93	2362
M / Z	46	1168	M / Z	98	2489	FM	46	1168	FM	98	2489

Classical Vee Belts Sizing

Type	Imperial (Inches)	Metric (mm)	Type	Imperial (Inches)	Metric (mm)	Type	Imperial (Inches)	Metric (mm)	Type	Imperial (Inches)	Metric (mm)
A	15	381	A	42	1067	A	69	1753	A	96	2438
A	16	406	A	43	1092	A	70	1778	A	97	2464
A	17	432	A	44	1118	A	71	1803	A	98	2489
A	18	457	A	45	1143	A	72	1829	A	99	2515
A	19	483	A	46	1168	A	73	1854	A	100	2540
A	20	508	A	47	1194	A	74	1880	A	102	2591
A	21	533	A	48	1219	A	75	1905	A	104	2642
A	22	559	A	49	1245	A	76	1930	A	105	2667
A	23	584	A	50	1270	A	77	1956	A	107	2718
A	24	610	A	51	1295	A	78	1981	A	108	2743
A	25	635	A	52	1321	A	79	2007	A	110	2794
A	26	660	A	53	1346	A	80	2032	A	112	2845
A	27	686	A	54	1372	A	81	2057	A	114	2896
A	28	711	A	55	1397	A	82	2083	A	116	2946
A	29	737	A	56	1422	A	83	2108	A	118	2997
A	30	762	A	57	1448	A	84	2134	A	120	3048
A	31	787	A	58	1473	A	85	2159	A	124	3150
A	32	813	A	59	1499	A	86	2184	A	128	3251
A	33	838	A	60	1524	A	87	2210	A	132	3353
A	34	864	A	61	1549	A	88	2235	A	136	3454
A	35	889	A	62	1575	A	89	2261	A	140	3556
A	36	914	A	63	1600	A	90	2286	A	144	3658
A	37	940	A	64	1626	A	91	2311	A	148	3759
A	38	965	A	65	1651	A	92	2337	A	158	4013
A	39	991	A	66	1676	A	93	2362	A	167	4242
A	40	1016	A	67	1702	A	94	2388	A	187	4750
A	41	1041	A	68	1727	A	95	2413	A	197	5004

Classical Vee Belts Sizing

Type	Imperial (Inches)	Metric (mm)	Type	Imperial (Inches)	Metric (mm)	Type	Imperial (Inches)	Metric (mm)	Type	Imperial (Inches)	Metric (mm)
B	20	508	B	55	1397	B	89	2261	B	136	3454
B	21	533	B	56	1422	B	90	2286	B	138	3505
B	22	559	B	57	1448	B	91	2311	B	140	3556
B	23	584	B	58	1473	B	92	2337	B	142	3607
B	24	610	B	59	1499	B	93	2362	B	144	3658
B	25	635	B	60	1524	B	94	2388	B	146	3708
B	26	660	B	61	1549	B	95	2413	B	148	3759
B	27	686	B	62	1575	B	96	2438	B	150	3810
B	28	711	B	63	1600	B	97	2464	B	151	3835
B	29	737	B	64	1626	B	98	2489	B	152	3861
B	30	762	B	65	1651	B	99	2515	B	154	3912
B	31	787	B	66	1676	B	100	2540	B	155	3937
B	32	813	B	67	1702	B	101	2565	B	156	3962
B	33	838	B	68	1727	B	102	2591	B	158	4013
B	34	864	B	69	1753	B	103	2616	B	160	4064
B	35	889	B	70	1778	B	104	2642	B	162	4115
B	36	914	B	71	1803	B	105	2667	B	165	4191
B	37	940	B	72	1829	B	106	2692	B	167	4242
B	38	965	B	73	1854	B	107	2718	B	173	4394
B	39	991	B	74	1880	B	108	2743	B	175	4445
B	40	1016	B	75	1905	B	110	2794	B	177	4496
B	41	1041	B	76	1930	B	112	2845	B	180	4572
B	42	1067	B	77	1956	B	114	2896	B	187	4750
B	43	1092	B	78	1981	B	115	2921	B	195	4953
B	44	1118	B	79	2007	B	116	2946	B	197	5004
B	45	1143	B	80	2032	B	118	2997	B	208	5283
B	46	1168	B	81	2057	B	120	3048	B	210	5334
B	47	1194	B	82	2083	B	122	3099	B	220	5588
B	48	1219	B	83	2108	B	124	3150	B	236	5994
B	49	1245	B	84	2134	B	126	3200	B	240	6096
B	50	1270	B	85	2159	B	128	3251	B	248	6299
B	51	1295	B	86	2184	B	130	3302	B	264	6706
B	52	1321	B	87	2210	B	132	3353	B	276	7010
B	53	1346	B	88	2235	B	134	3404	B	280	7112
B	54	1372									

Classical Vee Belts Sizing

Type	Imperial (Inches)	Metric (mm)	Type	Imperial (Inches)	Metric (mm)	Type	Imperial (Inches)	Metric (mm)	Type	Imperial (Inches)	Metric (mm)
C	40	1016	C	71	1803	C	102	2591	C	146	3708
C	41	1041	C	72	1829	C	103	2616	C	148	3759
C	42	1067	C	73	1854	C	104	2642	C	150	3810
C	43	1092	C	74	1880	C	105	2667	C	158	4013
C	44	1118	C	75	1905	C	106	2692	C	162	4115
C	45	1143	C	76	1930	C	107	2718	C	166	4216
C	46	1168	C	77	1956	C	108	2743	C	167	4242
C	47	1194	C	78	1981	C	109	2769	C	168	4267
C	48	1219	C	79	2007	C	110	2794	C	170	4318
C	49	1245	C	80	2032	C	111	2819	C	173	4394
C	50	1270	C	81	2057	C	112	2845	C	175	4445
C	51	1295	C	82	2083	C	113	2870	C	177	4496
C	52	1321	C	83	2108	C	114	2896	C	180	4572
C	53	1346	C	84	2134	C	115	2921	C	187	4750
C	54	1372	C	85	2159	C	116	2946	C	190	4826
C	55	1397	C	86	2184	C	117	2972	C	195	4953
C	56	1422	C	87	2210	C	118	2997	C	197	5004
C	57	1448	C	88	2235	C	119	3023	C	208	5283
C	58	1473	C	89	2311	C	120	3048	C	210	5334
C	59	1499	C	90	2337	C	122	3099	C	220	5588
C	60	1524	C	91	2362	C	124	3150	C	225	5715
C	61	1549	C	92	2388	C	126	3200	C	236	5994
C	62	1575	C	93	2413	C	128	3251	C	240	6096
C	63	1600	C	94	2438	C	130	3302	C	248	6299
C	64	1626	C	95	2464	C	132	3353	C	264	6706
C	65	1651	C	96	2489	C	134	3404	C	270	6858
C	66	1676	C	97	2515	C	136	3454	C	280	7112
C	67	1702	C	98	2540	C	138	3505	C	295	7493
C	68	1727	C	99	2565	C	140	3556	C	300	7620
C	69	1753	C	100	2540	C	142	3607	C	315	8001
C	70	1778	C	101	2565	C	144	3658			

Classical Vee Belts Sizing

Type	Imperial (Inches)	Metric (mm)	Type	Imperial (Inches)	Metric (mm)	Type	Imperial (Inches)	Metric (mm)	Type	Imperial (Inches)	Metric (mm)
D	60	1524	D	100	2540	D	140	3556	D	180	4572
D	61	1549	D	101	2565	D	141	3581	D	181	4597
D	62	1575	D	102	2591	D	142	3607	D	182	4623
D	63	1600	D	103	2616	D	143	3632	D	183	4648
D	64	1626	D	104	2642	D	144	3658	D	184	4674
D	65	1651	D	105	2667	D	145	3683	D	185	4699
D	66	1676	D	106	2692	D	146	3708	D	186	4724
D	67	1702	D	107	2718	D	147	3734	D	187	4750
D	68	1727	D	108	2743	D	148	3759	D	188	4775
D	69	1753	D	109	2769	D	149	3785	D	189	4801
D	70	1778	D	110	2794	D	150	3810	D	190	4826
D	71	1803	D	111	2819	D	151	3835	D	191	4851
D	72	1829	D	112	2845	D	152	3861	D	192	4877
D	73	1854	D	113	2870	D	153	3886	D	193	4902
D	74	1880	D	114	2896	D	154	3912	D	194	4928
D	75	1905	D	115	2921	D	155	3937	D	195	4953
D	76	1930	D	116	2946	D	156	3962	D	196	4978
D	77	1956	D	117	2972	D	157	3988	D	197	5004
D	78	1981	D	118	2997	D	158	4013	D	198	5029
D	79	2007	D	119	3023	D	159	4039	D	199	5055
D	80	2032	D	120	3048	D	160	4064	D	200	5080
D	81	2057	D	121	3073	D	161	4089	D	208	5283
D	82	2083	D	122	3099	D	162	4115	D	210	5334
D	83	2108	D	123	3124	D	163	4140	D	220	5588
D	84	2134	D	124	3150	D	164	4166	D	225	5715
D	85	2159	D	125	3175	D	165	4191	D	236	5994
D	86	2184	D	126	3200	D	166	4216	D	240	6096
D	87	2210	D	127	3226	D	167	4242	D	248	6299
D	88	2235	D	128	3251	D	168	4267	D	264	6706
D	89	2260	D	129	3277	D	169	4293	D	270	6858
D	90	2286	D	130	3302	D	170	4318	D	280	7112
D	91	2311	D	131	3327	D	171	4343	D	295	7493
D	92	2337	D	132	3353	D	172	4369	D	300	7620
D	93	2362	D	133	3378	D	173	4394	D	315	8001
D	94	2388	D	134	3404	D	174	4420	D	330	8382
D	95	2413	D	135	3429	D	175	4445	D	335	8509
D	96	2438	D	136	3454	D	176	4470	D	354	8992
D	97	2464	D	137	3480	D	177	4496	D	374	9500
D	98	2489	D	138	3505	D	178	4521	D	394	10008
D	99	2515	D	139	3531	D	179	4547	D	441	11201

Please contact us if sizes are not found above

Classical Vee Belts Sizing

Type	Imperial (Inches)	Metric (mm)	Type	Imperial (Inches)	Metric (mm)	Type	Imperial (Inches)	Metric (mm)	Type	Imperial (Inches)	Metric (mm)
E	118	2997	E	248	6299	E	315	8001	E	440	11176
E	158	4013	E	250	6350	E	354	8992	E	450	11430
E	197	5004	E	270	6858	E	394	10008	E	480	12192
E	220	5588	E	280	7112	E	420	10668	E	492	12497
E	236	5994	E	295	7493						